

Southern Middle School 2023 - 2024 Virtual Learning Family Resources

Communication will come from the Communications Office at the Board of Education if school is closed, synchronous or asynchronous.

Synchronous= Live student instruction with teacher (schedule on next slide)

Asynchronous= Independent student learning. Work at your own pace and complete assignments on Brightspace

Virtual Instruction Day Information: <https://www.aacps.org/studentschedules>

Middle School Schedule for Synchronous Day:

<https://www.aacps.org/site/handlers/filedownload.ashx?moduleinstanceid=39059&dataid=99125&FileName=Virtual%20Instruction%20SECONDARY%202023-24.pdf>

WHAT DO I DO WHEN IT IS A SYNCHRONOUS VIRTUAL LEARNING DAY?

- ✗ Log onto each class using the Google Meet code your teacher shared on their Brightspace page (teachers will take attendance each period from the Google Meet)

- ✗ Be prepared to access your class resources on Brightspace

Meet your teacher in Google Meet at the correct time. Google Meet codes will be posted in Brightspace.


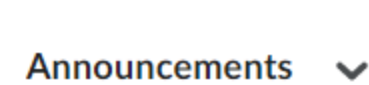

How to access Google Meet using a School Issued Chromebook:

1. Open Google Chrome to access ClassLink.



shutterstock.com - 276081176



<p>2. Go to Brightspace and choose the appropriate class.</p>	
<p>3. Look under Announcements for information from your teacher and a Google Meet Code.</p>	
<p>4. Open Google Meet from Classlinks and type in the code at the appropriate time.</p>	



Google Meet Etiquette

BE ON TIME

Allow yourself plenty of time to wake up & get ready



Make sure your tech is charged

Be prepared before starting

PRESENTATION

Can we see you? Is your camera on?

Can we hear you?

Is your microphone on?

Are you in an

open, quiet space

in your home?



MUTE YOURSELF

If someone is talking - mute your microphone

(Muting helps cut down on extra noise!)



HEADPHONES



Use headphones if you have them

(Cuts down on background noise, easier to hear you, and less disruptive to others in your home)

CHAT RESPONSIBLY



Using the chat feature

? = means I have a question

! = means I have something to share

PARTICIPATION

Be focused- make eye contact

Be attentive- stay alert

Be kind- speak nicely to others

Be an active participant



TROUBLESHOOTING

I have the Meet link, but can't get in?

A teacher must be in the Meet before students can join. Wait, and try the link again closer to the meeting time, or contact your teacher for assistance.

WHAT DO I DO WHEN IT IS ASYNCHRONOUS VIRTUAL LEARNING DAY?

- ✘ Log onto each of your classes on Brightspace to complete the posted assignment for the day
- ✘ Attendance will be taken in all classes based on you logging into Brightspace. To be counted present for the day, you must log onto all of your classes in Brightspace before 2pm
- ✘ Teachers are available for help from 11-12pm to support students. Please check their class Brightspace for the Google Meet Code

Questions:

Email your teacher. Find all email addresses here.

<https://www.aacps.org/Page/3942>